



**Bridgeport
Child
Advocacy
Coalition**



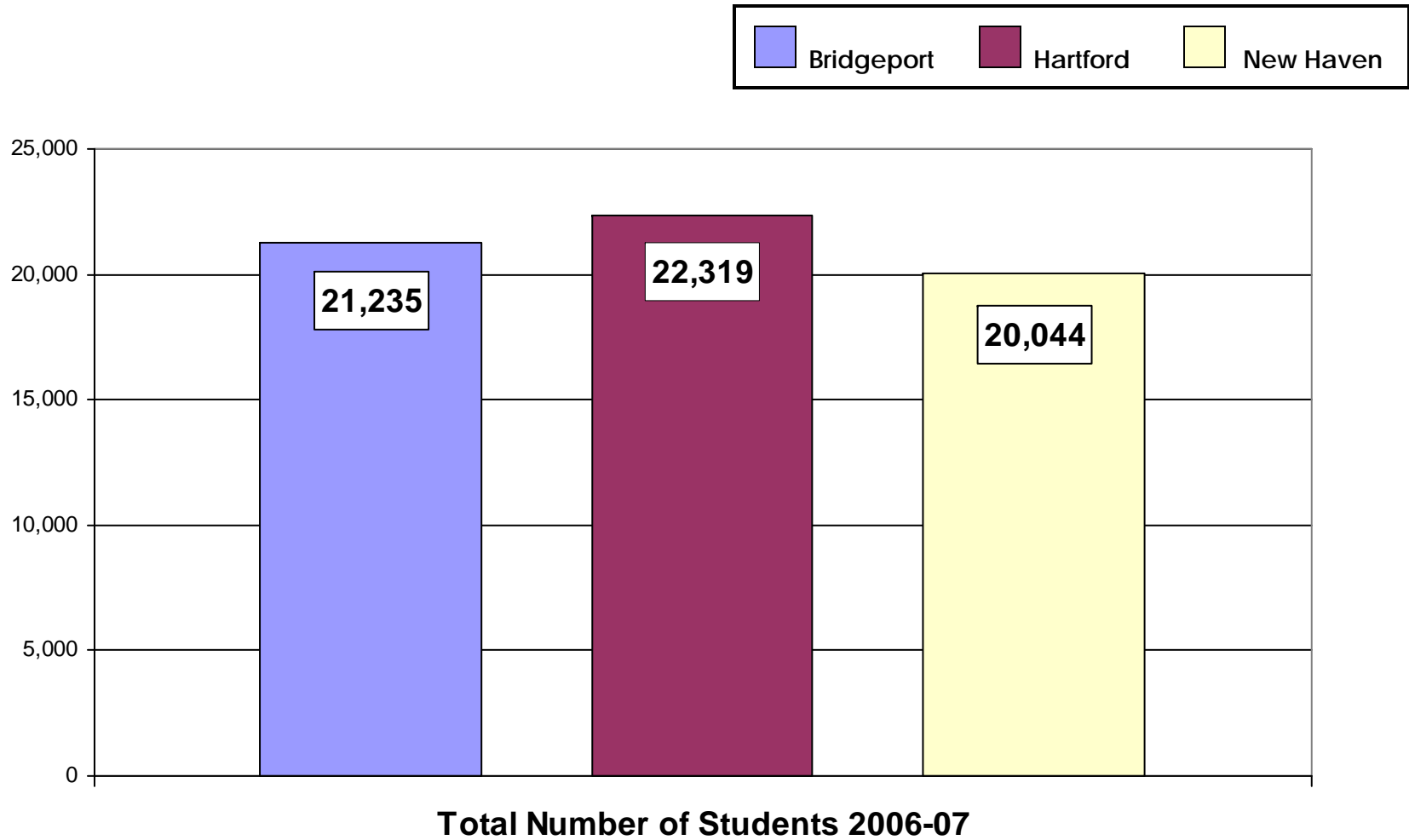
Mobilizing for Children

Leave No City Behind

Equity in State Education Funding for Bridgeport

**Bridgeport Receives Far Less State Money for Education
Than Hartford and New Haven**

Bridgeport and Hartford Have Nearly the Same Number of Students



Source: Strategic School Profile 2005-06, Bridgeport, Hartford and New Haven.
Updated: 12/20/06

Bridgeport Receives Less State Education Funding Than Hartford and New Haven

CITY	Total ECS* Funding 2006-07	Total Students 2006-07	ECS Funding Per Student 2006-07
Bridgeport	\$147.1 million	21,235	\$6,927
Hartford	\$170.1 million	22,319	\$7,621
New Haven	\$128.5 million	20,044	\$6,411

CITY	Total State Ed Grant** Funding 2006-07	Total Students 2006-07	State Ed Grant Funding Per Student
Bridgeport	\$31.4 million	21,235	\$1,478
Hartford	\$57.1 million	22,319	\$2,558
New Haven	\$47.5 million	20,044	\$2,369

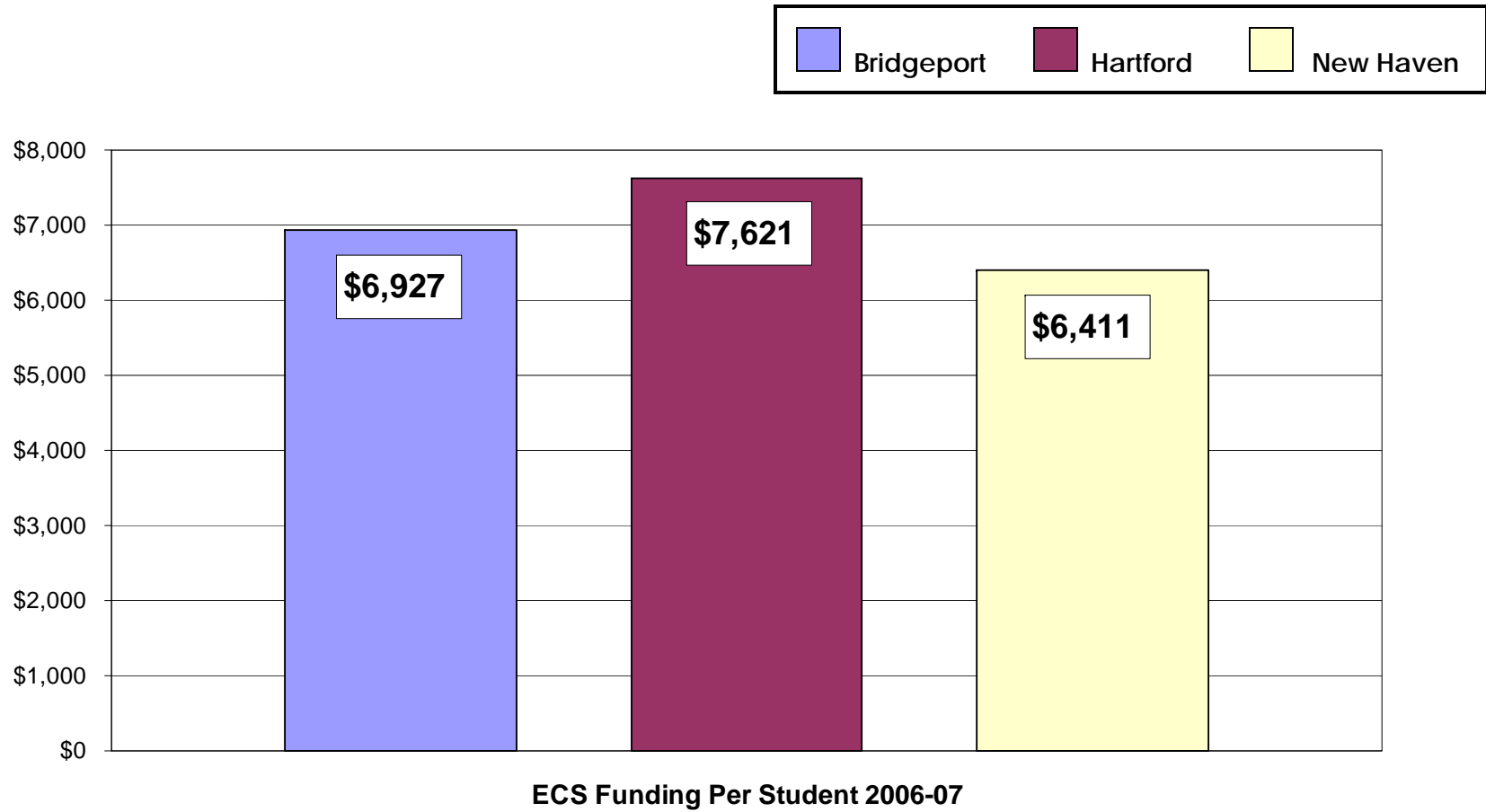
*ECS: Educational Cost Sharing

**Does not include School Construction Grants or Educational Cost Sharing; includes transportation funding and Hartford's School Readiness Grant, which goes through the Hartford Foundation

Source: State Dept of Education, Division of Grants Management, <http://www.csde.state.ct.us/public/dgm/grantsreport1/Hpayviewrpt.aspx>

Updated: Jan. 2008

Bridgeport Receives Less Education Cost Sharing (ECS) Funding Per Student Than Hartford



Source: State Dept of Education, Division of Grants Management, <http://www.csde.state.ct.us/public/dgm/grantsreport1/Hpayviewrpt.aspx> ; Strategic School Profile 2006-07 (Bridgeport, Hartford, New Haven)

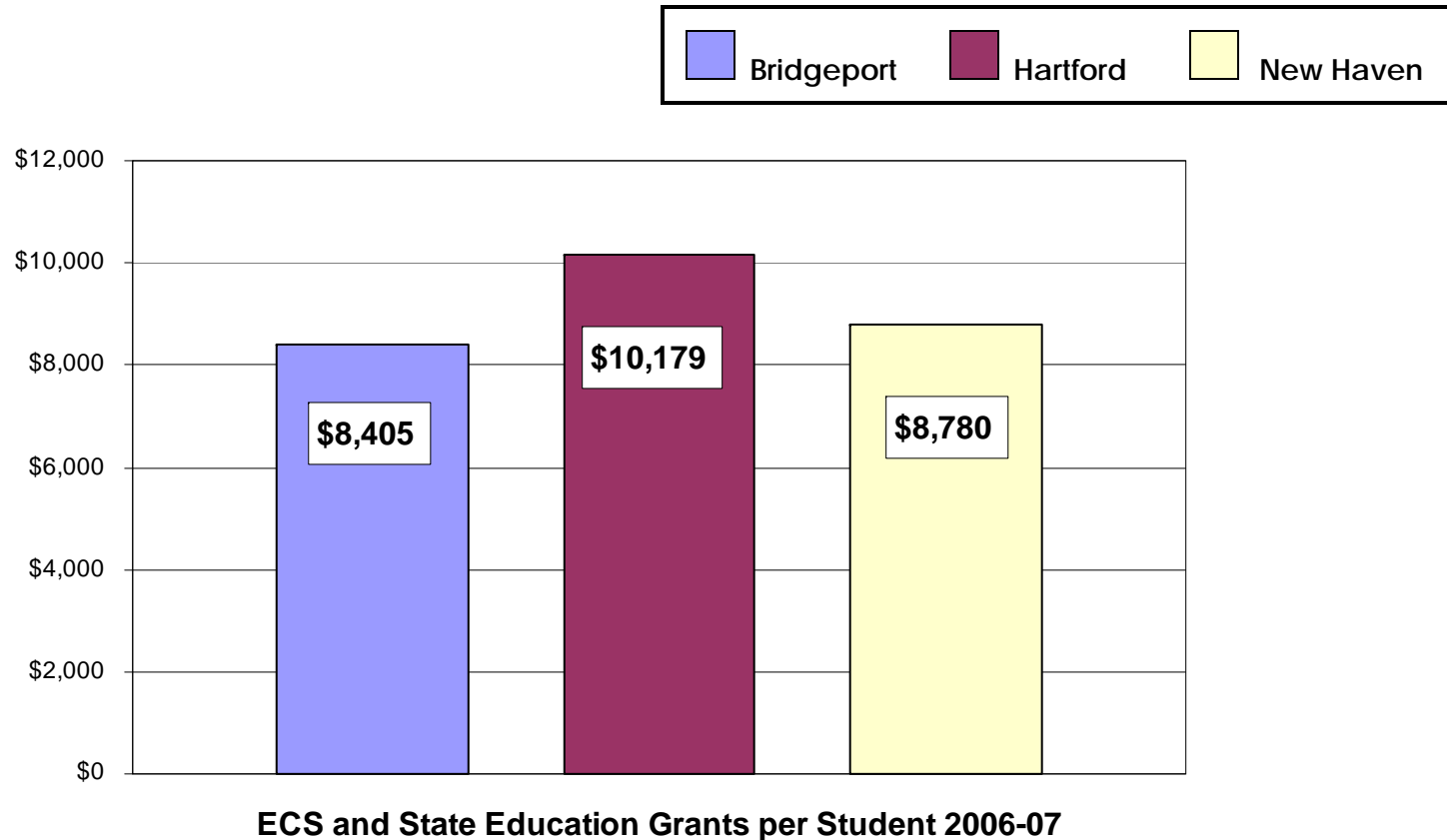
Bridgeport Students Get Less State ECS Funding Per Student Than Students in Hartford

	ECS* Funding Per Student	ECS Funding Per Student	ECS Funding Per Student
	Bridgeport	Hartford	New Haven
2001-02	\$5,999	\$7,212	\$5,966
2002-03	\$6,278	\$7,149	\$6,032
2003-04	\$6,232	\$7,243	\$6,040
2004-05	\$6,398	\$7,387	\$6,069
2005-06	\$6,754	\$7,652	\$6,321
2006-07	\$6,927	\$7,621	\$6,411

* ECS: Educational Cost Sharing

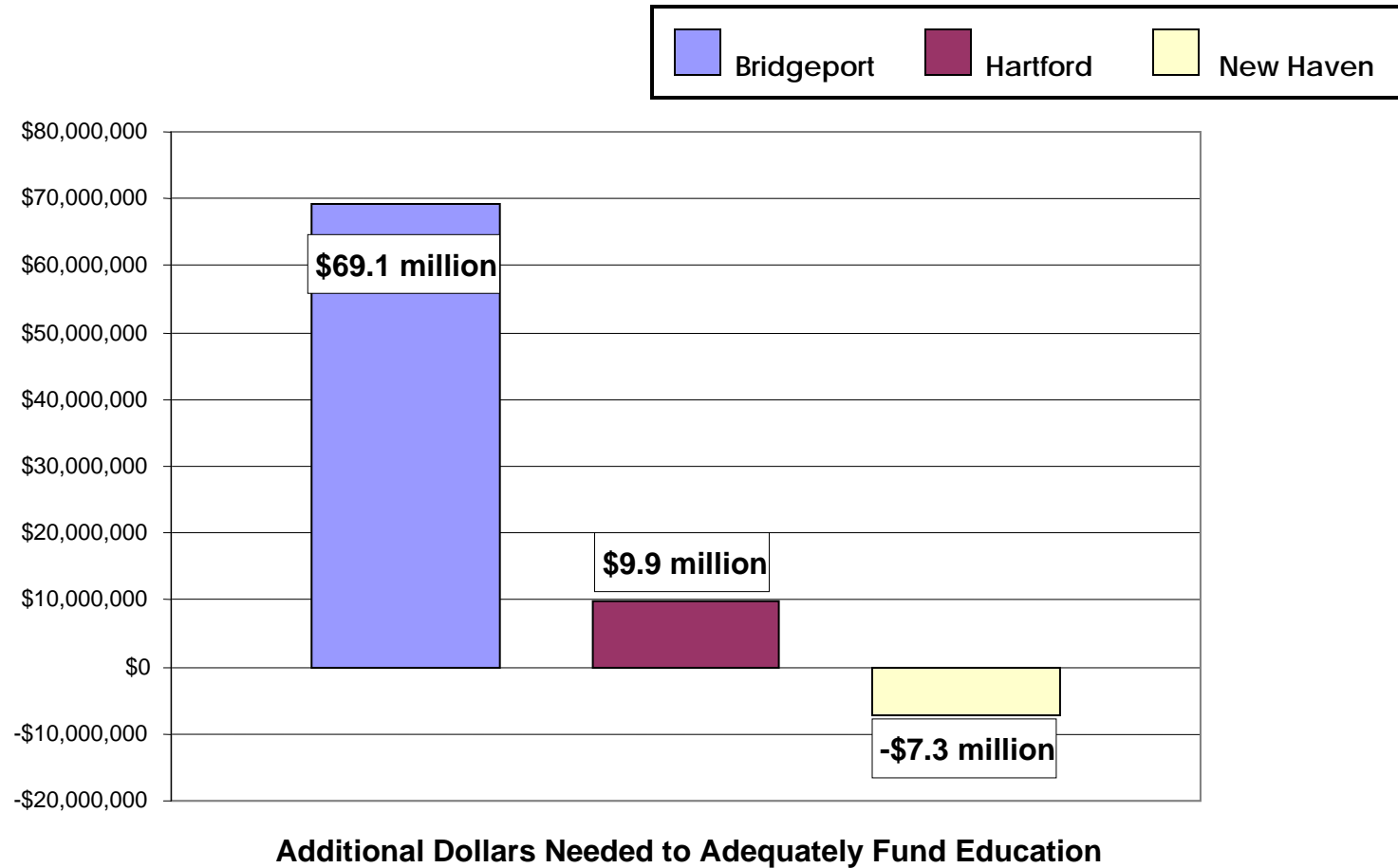
Source: State Dept of Education. Division of Grants Management, <http://www.csde.state.ct.us/public/dgm/grantsreport1/Hpayviewrpt.aspx> ; Updated: January 2008

Bridgeport Students Get Less Overall State Education Funding Than Students in Hartford and New Haven



If Bridgeport received the same per pupil state education funding as Hartford and New Haven, it would receive \$7 million - \$21 million more in additional funding per year.

According to New Research on the Cost to Educate Children in Each School District to Meet State Education Standards, Bridgeport Needs \$69.1 Million More to Educate its Students



Source: Augenblick, Palaich and Assoc., CT Coalition for Justice in Education Funding, "The Cost of an Adequate Education in Connecticut," June 2005.
Updated: 12/09/05

Leave No City Behind

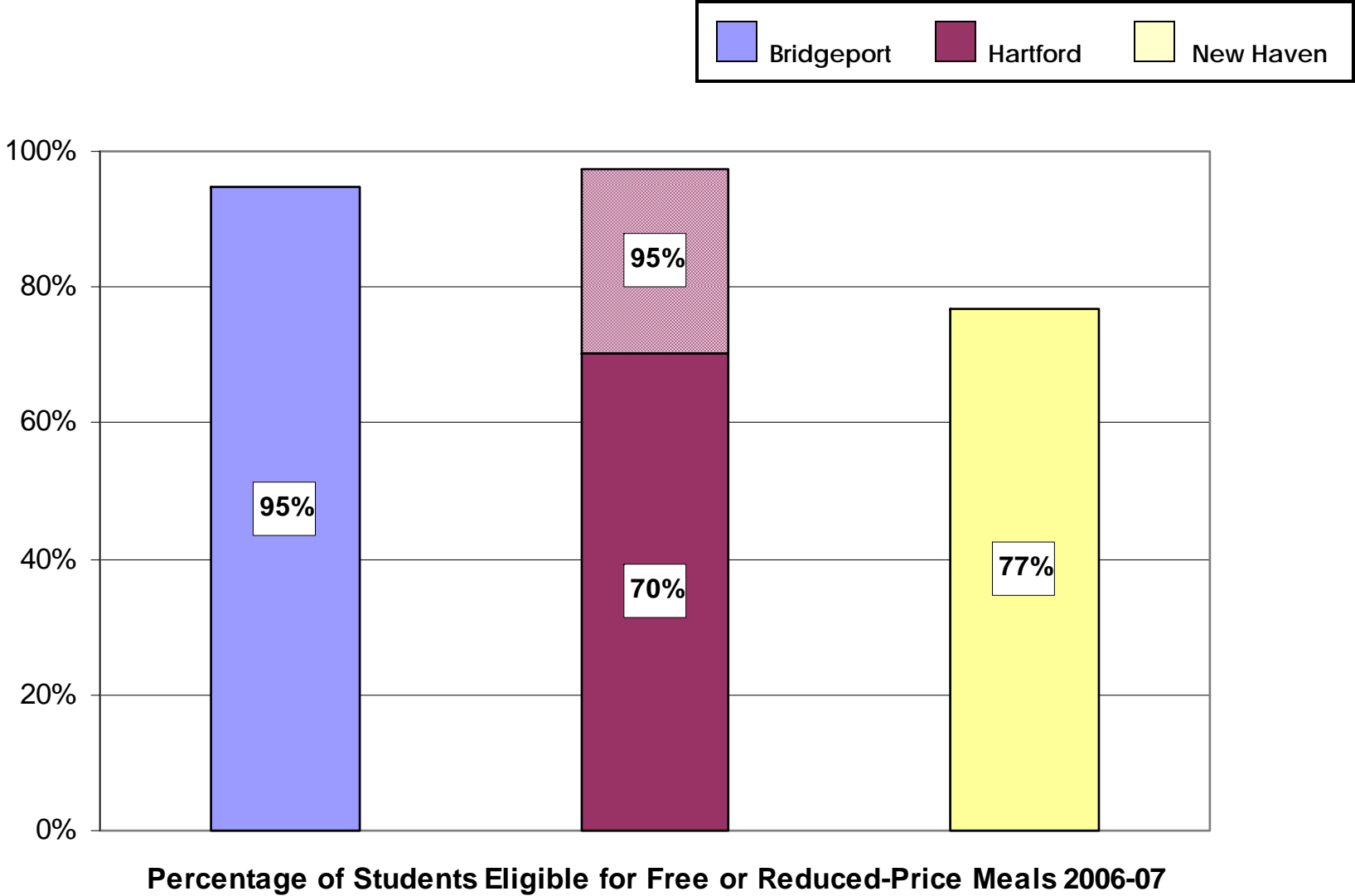
Equity in State Education Funding for Bridgeport

**Bridgeport's Students Face Challenges
as Great or Greater
Than Students in Hartford and New Haven**

BRIDGEPORT SCHOOLS FACE MANY CHALLENGES:

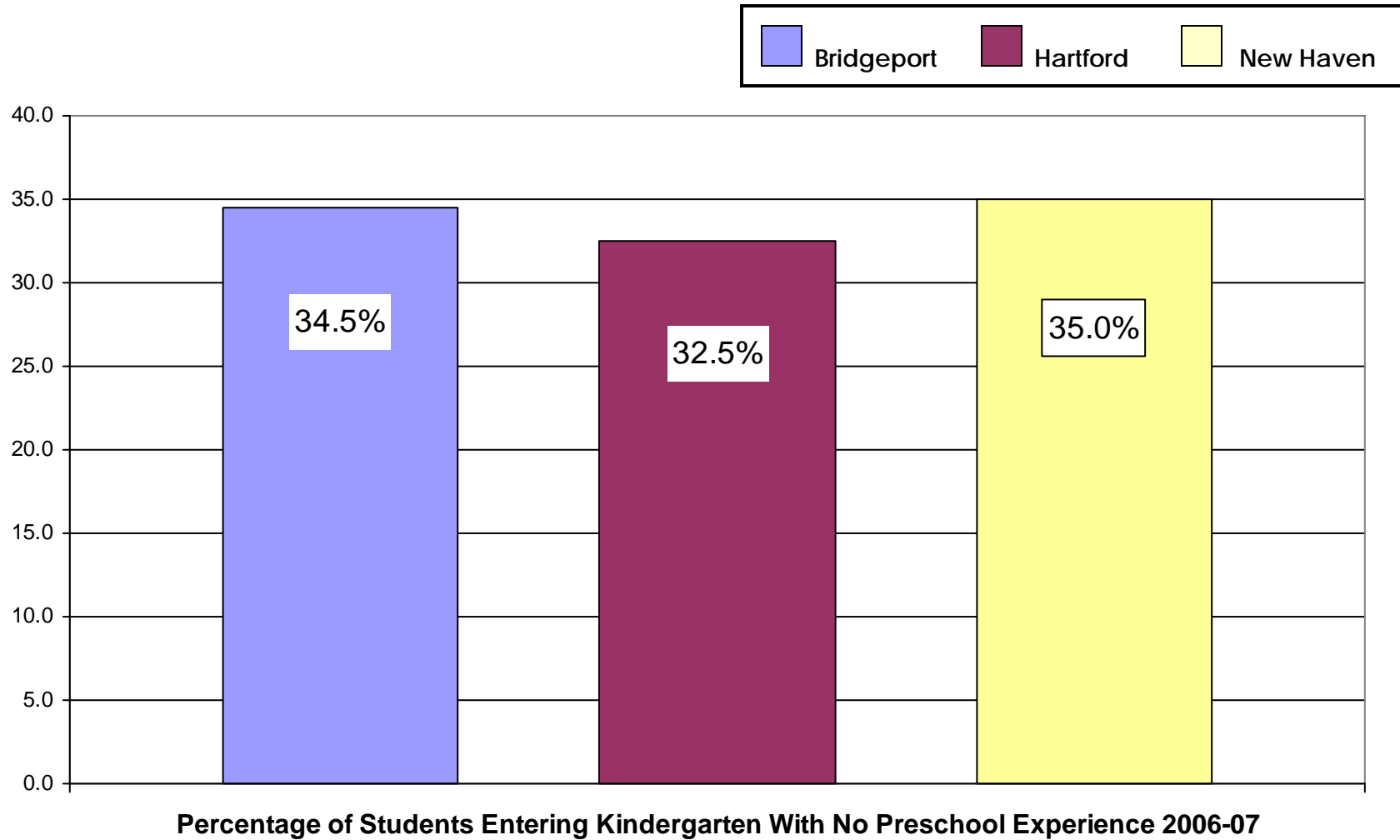
- **Nearly all students economically disadvantaged**
- **70 different languages spoken in the schools**
- **More than one in three students with no preschool experience**
- **Much larger class sizes than Hartford**
- **1 out of 5 high school freshmen drops out of school before graduating**

Nearly All Bridgeport Students Are Economically Disadvantaged



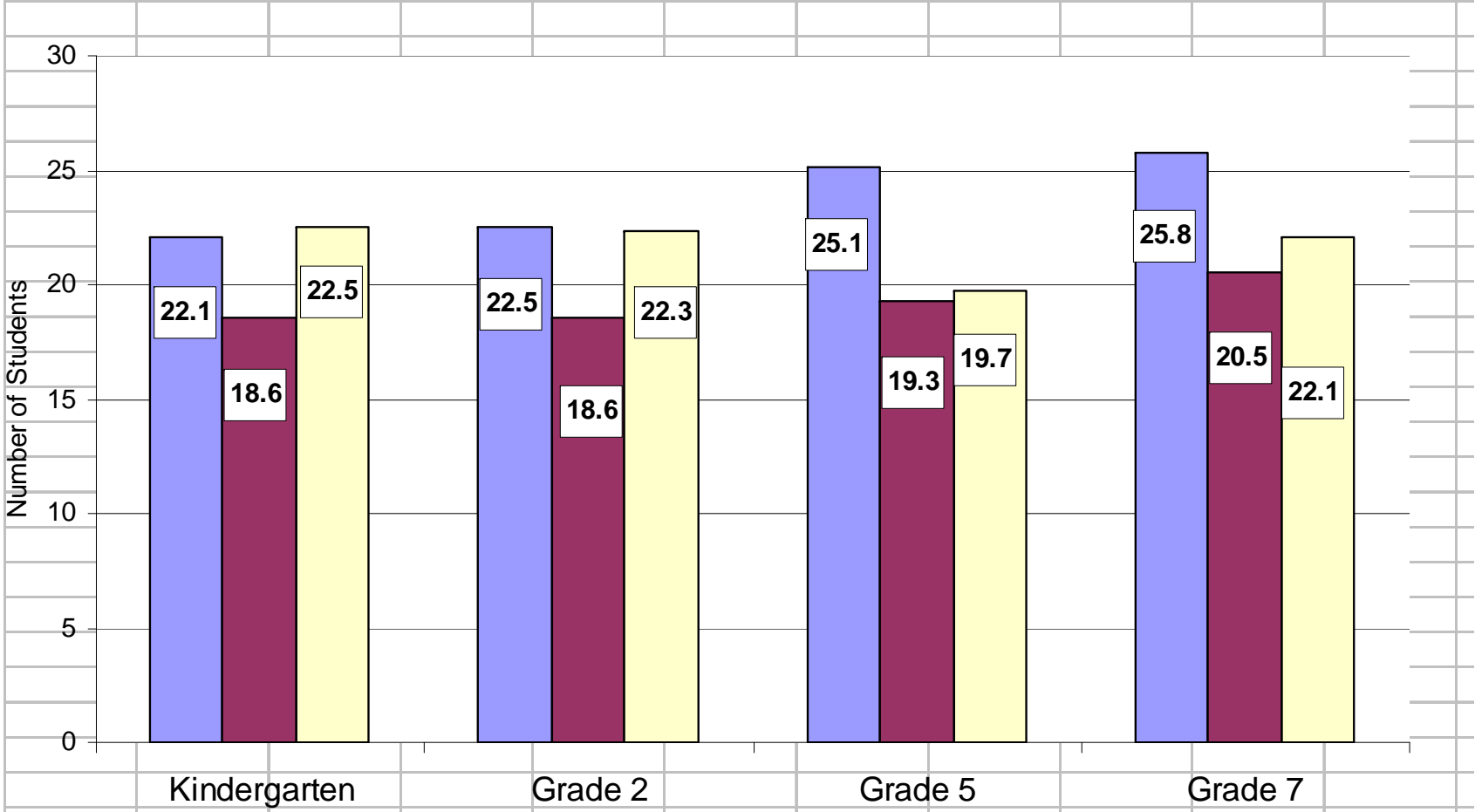
Source: State Department of Education, Strategic School Profile 2006-07, Bridgeport, Hartford, New Haven School Districts, www.csde.ct.us.
Updated: January 2008

More Than One Out of Three Bridgeport Children Have No Preschool Experience



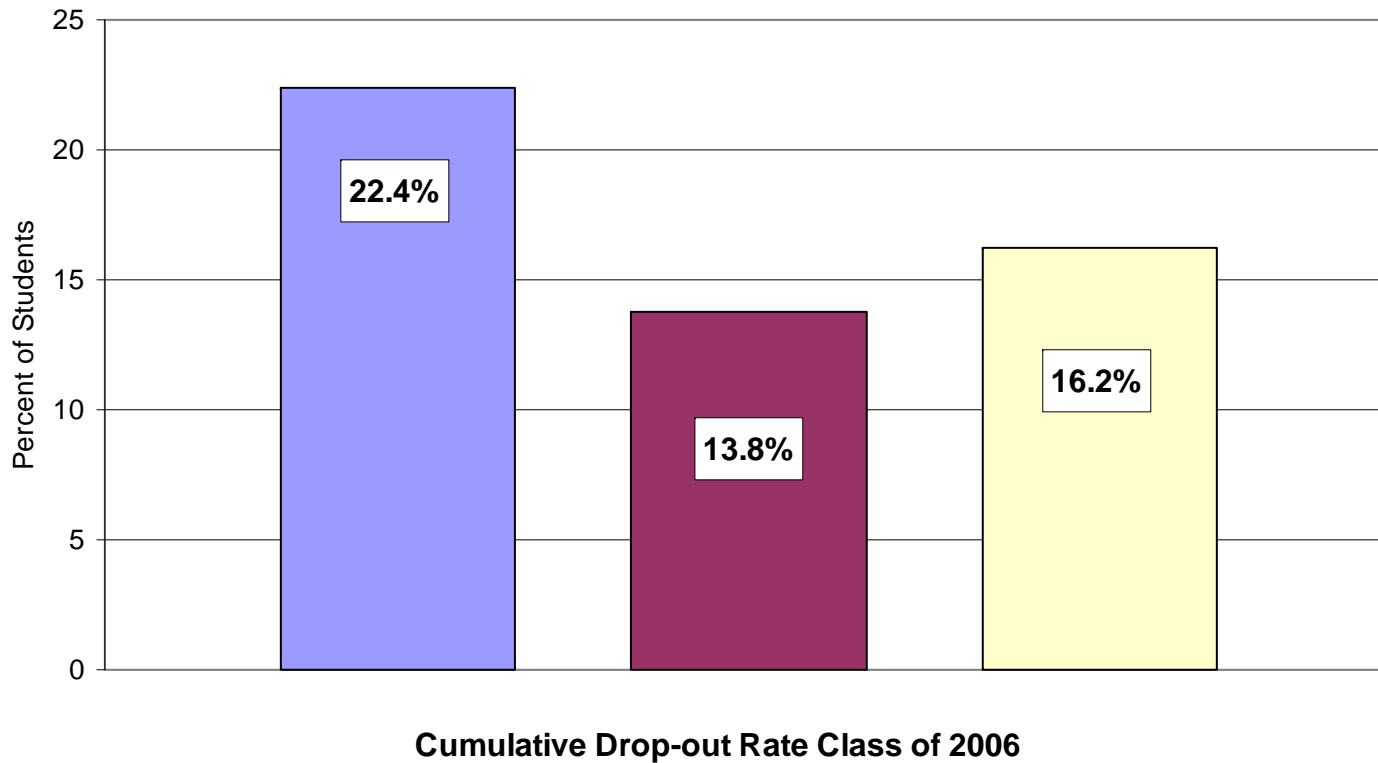
Source: State Department of Education, Strategic School Profile 2006-07, Bridgeport, Hartford, New Haven School Districts, www.csde.ct.us.
Updated: January 2008

Bridgeport Has Many More Students Per Class in 5th and 7th Grade Than Hartford



Source: State Department of Education, Strategic School Profile 2006-07, Bridgeport, New Haven, Hartford
 Updated: Jan. 2008

More Students in Bridgeport Drop Out of School Than in Hartford and New Haven



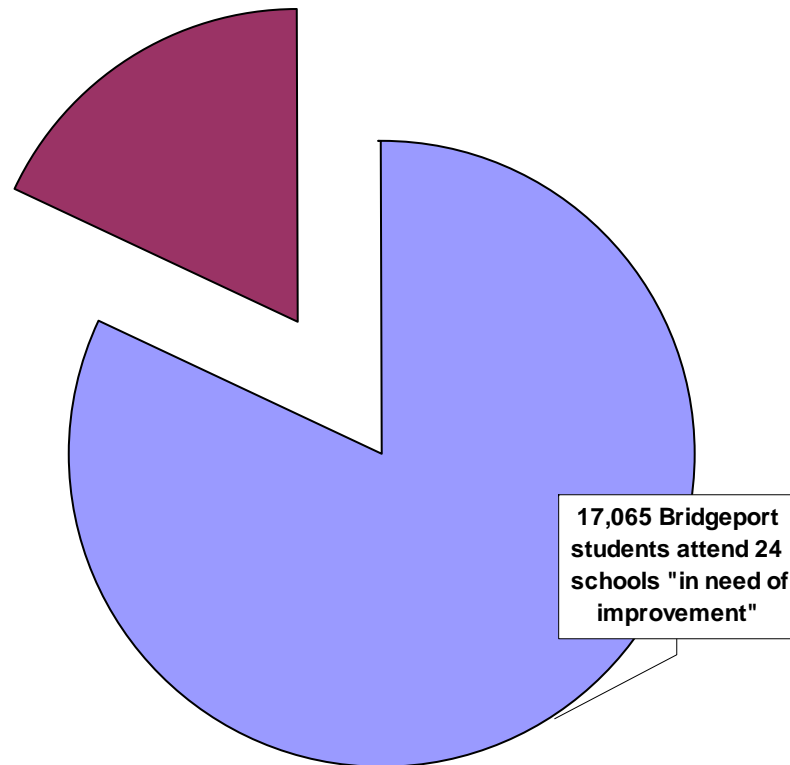
Source: State Department of Education, Strategic School Profile 2006-07, Bridgeport, Hartford, New Haven.
Updated: January 2008

Leave No City Behind

Equity in State Education Funding for Bridgeport

**Bridgeport Students Are Struggling to Meet
Standards Under No Child Left Behind**

Four out of Five Bridgeport Students Attend a School that Failed to Make Progress According to the No Child Left Behind Act



NOTE: According to standards established under No Child Left Behind, in order to make adequate yearly progress, "Adequate Yearly Progress," is the minimum level of improvement that states, school districts and schools must achieve each year. These standards must be met by the whole school and by each subgroup of at least 20 students who are: African-American, Latino, white, American Indian or Asian; disabled; English language learners; or economically disadvantaged (living in families earning less than 185% of federal poverty).

Source: Connecticut State Department of Education, State Department of Education Reports, "Connecticut Public Elementary and Middle Schools Not Making Adequate Yearly Progress for the 2006-07 School Year"; "Connecticut Public High Schools Not Making Adequate Yearly Progress for the 2006-07 School Year"; Bridgeport Public Schools, SASI School Enrollment as of October 1, 2007
Updated 11/5/07

Leave No City Behind

Equity in State Education Funding for Bridgeport

**Bridgeport Has Fewer
Teachers, Curriculum Specialists and Social Workers
Than Hartford and New Haven**

Bridgeport Child Advocacy Coalition

Bridgeport Has Fewer Teachers and Administrators Than Hartford and New Haven` 2006-07 School Year

Town	Student Enrollment	Certified Teachers	Certified Administrators
Bridgeport	21,239	1,585	96.0
Hartford	22,328	2,078	138.5
New Haven	19,977	1,701	130.0

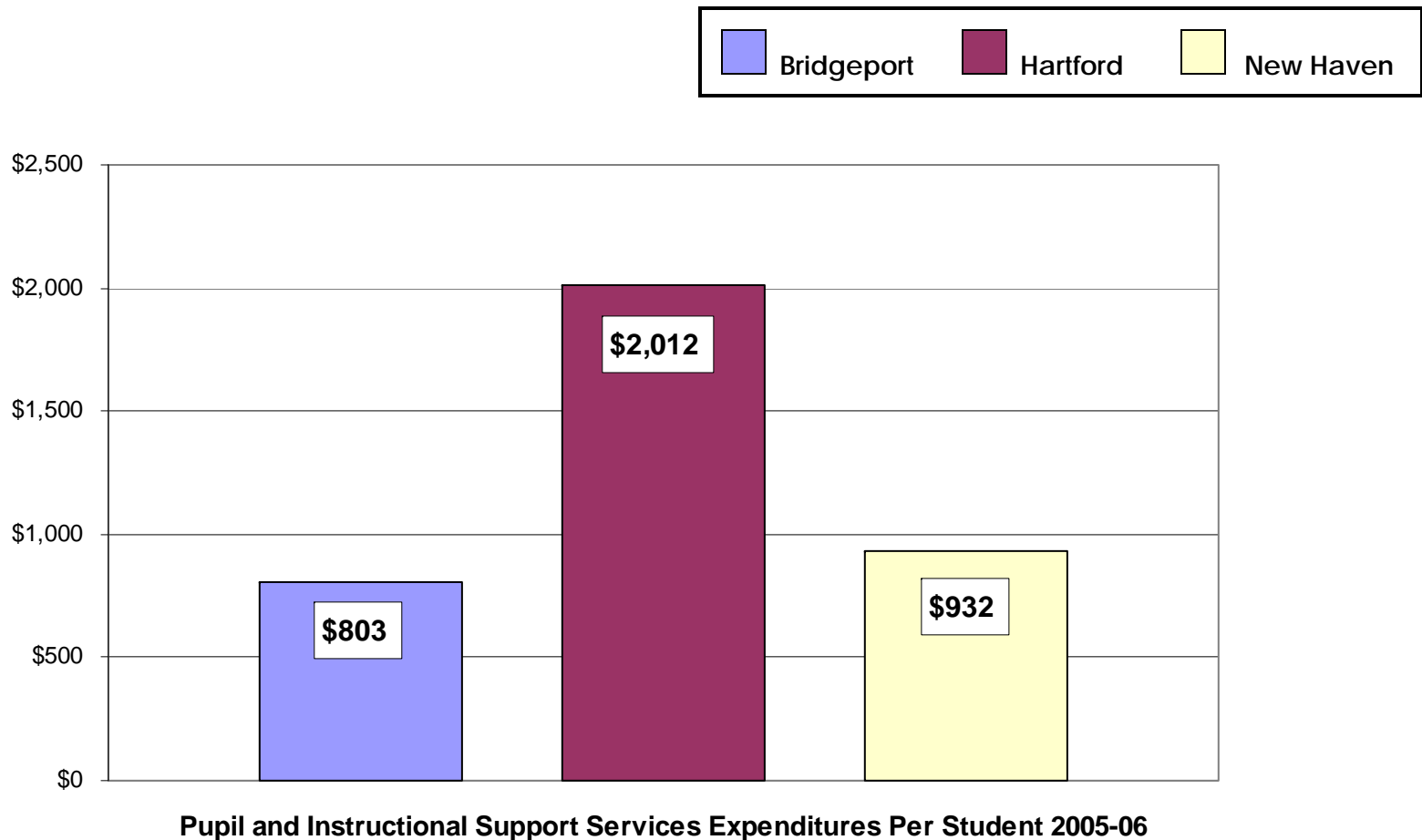
New Haven: 1,262 fewer students than Bridgeport --116 more teachers and 34 more administrators

Hartford: 1,089 more students than Bridgeport -- 458 more teachers and 42 more administrators

Source: State Department of Education, [ww.csde.ct.us](http://www.csde.ct.us).

Updated: 10/24/07

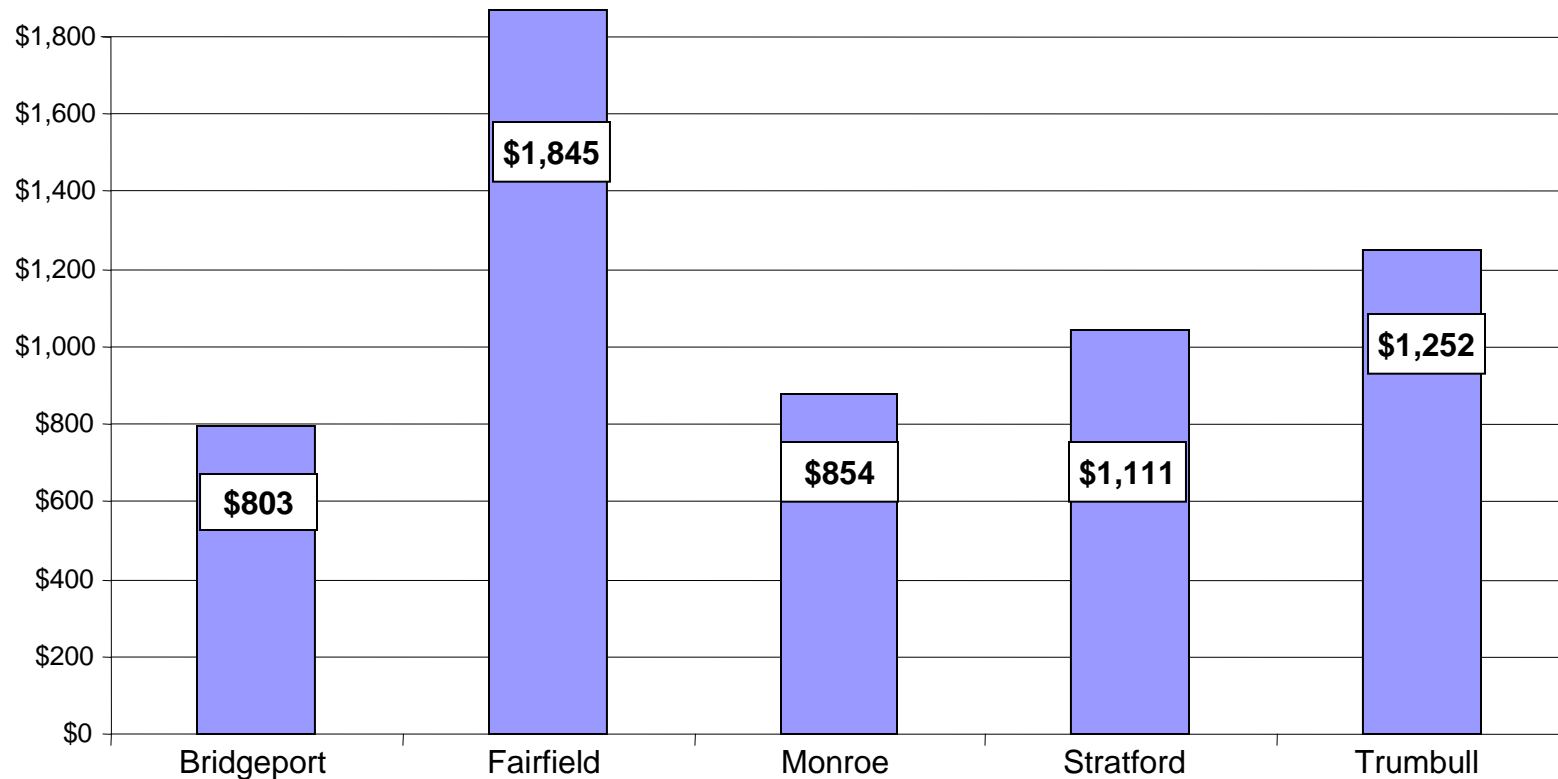
Bridgeport Spends Less Per Student on Instructional and Student Support Services* Than Hartford and New Haven



*Instructional and Student Support Services include expenditures for such costs as teaching assistants, curriculum consultants, in-service training specialists, therapists, psychologists, guidance counselors, improvements of instructional services and educational media services.

Source: State Department of Education, Selected Function Expenditure Summary, Bridgeport, Hartford, New Haven School Districts, www.csde.ct.us.
Updated: February 2008

Bridgeport Spends Less on Instructional Support Services Than Surrounding Towns



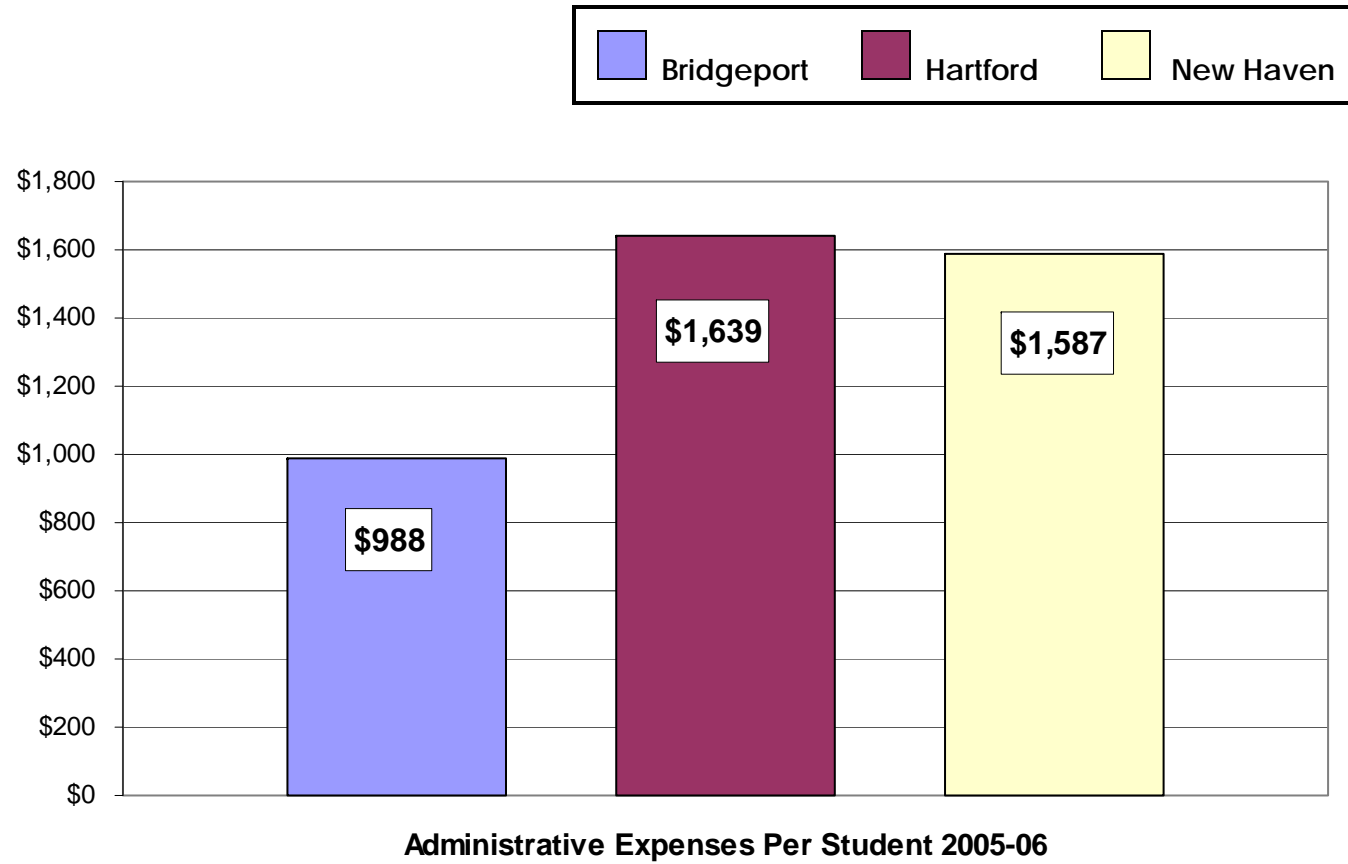
Pupil and Instructional Support Services per Student by District 2005-06

NOTE: Easton is not included because it is a combined school district with Redding at the high school level; cost figures are only available for elementary and middle school students.

Instructional support service expenses include personnel services such as teaching assistants, curriculum consultants, in-service training specialists, audiologists, guidance counselors, etc.

Source: State Department of Education, Selected Function Expenditure Summary, Bridgeport, Hartford, New Haven School Districts, www.csde.ct.us.
Updated: February 2008

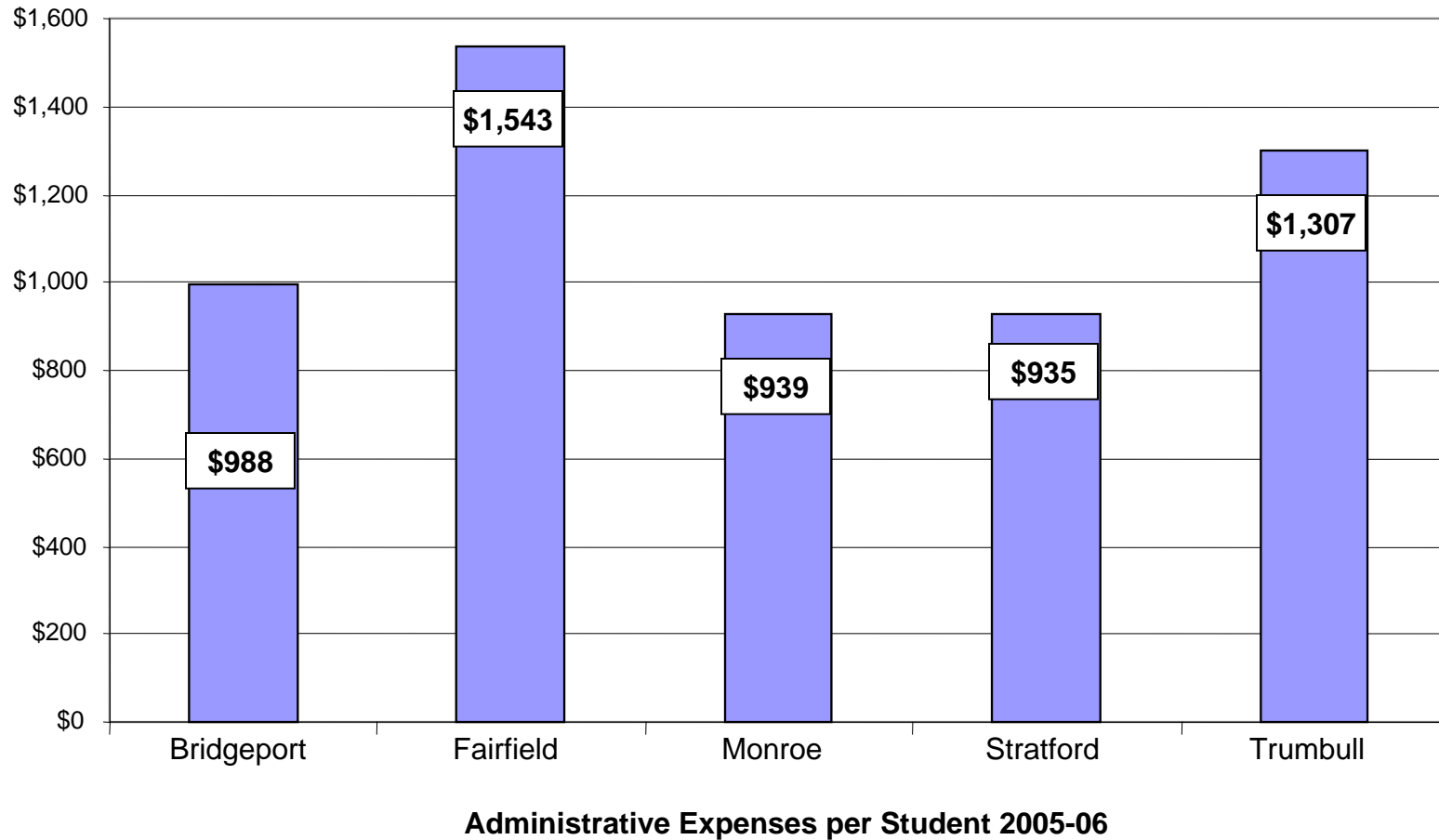
Bridgeport Spends Far Less on Administration Than Hartford and New Haven



*Administration expenses include costs associated with the administrative responsibility of direction and managing the operation of a school, such as the principal's office, as well as costs of the superintendent's office and business office.

Source: State Department of Education, Selected Function Expenditure Summary, Bridgeport, Hartford, New Haven School Districts, www.csde.ct.us
Updated: February 2008

Bridgeport Spends Much Less on Administration Than Fairfield and Trumbull



NOTE: Easton is not included because it is a combined school district with Redding at the high school level; cost figures are only available for elementary and middle school students.

Administration expenses include costs associated with the administrative responsibility of direction and managing the operation of a school, such as the principal's office, as well as costs of the superintendent's office and business office.

Source: State Department of Education, Selected Function Expenditure Summary, Bridgeport, Hartford, New Haven School Districts, www.csde.ct.us
Updated: February 2008

Leave No City Behind

Equity in State Education Funding for Bridgeport

**Bridgeport's Classrooms Are
Overcrowded and Deteriorating**

Bridgeport's Classrooms are Overcrowded

Grade	Total Classrooms*	18 or less students/classroom	19-29 students/classroom	30 or more students/classroom	Total Overcrowded (more than 18 students/classroom)
Total K-3	305	58	240	2	224 (79%)

Grade	Total Classrooms*	24 or less students/classroom	25-29 students/classroom	30 or more students/classroom	Total overcrowded (25 students or more)
Total 4-8	321	169	130	21	151 (47%)

Grade	Total classes**	Total overcrowded classes (more than 25 students)
High School	1,376	350 (25%)

Class Sizes in Bridgeport, October 2007

* Does not include part-day kindergarten, bilingual or self-contained special education classrooms

** Does not include physical education, study halls or self-contained special education classes

Source: Bridgeport Board of Education, Enrollment for the district by school, grade, room and race, 10/1/07; Central High Teacher Schedules, Bassick High School Teacher Schedules, Harding High School, Sum of Students, 11/07.
Updated: 11/05/07

Bridgeport Has Aging, Deteriorated School Buildings That Must Be Replaced

Bridgeport Schools	Number of Schools	Number of Students
50-99 years old	12	7,347
100+ years old	6	2,012
Closed school buildings called back into use and leased space	2	209

Despite state approval as far back as 1999 for 5 new school building projects, only 1 school has been built and opened in January 2007. Construction on three additional new schools is currently underway.

Bridgeport's Schools Made \$11 Million in Cuts for the 2006-07 School Year

- **Closed Newfield and Barnum Annex, sending 300 students to 6 already overcrowded schools and requiring the conversion of music and art rooms into classrooms**
- **Eliminated 32 teaching positions, 6 at the high schools, 24 at the elementary schools and 2 in special education**
- **Increased class size in 7th and 8th grade in 5 schools from an average of 23 students to as many as 27 students per class**
- **Reduced AP classes and electives in the high schools because of cutbacks in teaching staff**
- **Eliminated 3 guidance counselors, one principal and one assistant principal at the elementary school level**
- **Reduced teaching, security, custodial, student support, and clerical staffing at the brand new Cesar Batalla School when it opened in January 2007**
- **Cut budget for textbooks and supplies, utilities, equipment repairs and maintenance**
- **Eliminated 2 central office administrative positions and 3 clerical positions, further straining an already severely stretched central administrative staff for the school district**

Over the last 3 years, the Board of Education was forced to cut nearly \$22 million from its budget

**Bridgeport's Schools Made \$6.2 Million in Cuts
for the 2005-06 School Year**

Item	\$\$ Cut
Special Education, Including Out-of-District Placements	- \$ 1.85 million
Instructional Supplies, Including Textbooks	- \$ 1.4 million
Additional Teaching Staff and Substitutes	- \$.7 million
Nonprofessional Staff, Including Paraprofessionals	- \$.4 million
Computer Supplies and Equipment	- \$.1 million
Salary Adjustments	- \$.6 million
Reductions in Non-Salaries	- \$.4 million
Classical Academy, AquaCulture, Performing Arts	- \$.3 million
Miscellaneous, Including Subscriptions, Office Equipment, Travel and Conferences	- \$.4 million
Grand Total	- \$ 6.2 million

In 2004-05, the Board of Education cut its budget by nearly \$4.5 million

Help Us Increase City and State Funding for Education So Bridgeport Schools Can

- ✓ Lower class size
- ✓ Hire and retain quality teachers
 - ✓ Reduce the dropout rate
- ✓ Create safe learning environments
- ✓ Increase professional development and support
 - ✓ Build new, modern schools
- ✓ Expand quality preschool so more children are school ready

***To Address the Achievement Gap for
Bridgeport's 21,312 Public School Children***